

5646492-1 ✓ ACTIVE



Z-PACK | Z-PACK 2mm HM


TE Internal #: 5646492-1

Hard Metric Backplane Connectors, PCB Mount Receptacle,  $\leq 1$  Gb/s, 11 Column, 8 Row, Mezzanine, Board-to-Board, 88 Position, Z-PACK 2mm HM

[View on TE.com >](#)

Connectors > PCB Connectors > Backplane Connectors > Hard Metric Connectors >

HM Receptacle Connector: Traditional Backplane, Coplanar, 2mm



PCB Connector Assembly Type: **PCB Mount Receptacle**

Data Rate:  $\leq 1$  Gb/s

Number of Columns: **11**

Number of Rows: **8**

Backplane Architecture: **Mezzanine**

[All HM Receptacle Connector: Traditional Backplane, Coplanar, 2mm \(48\)](#)

## Features

### Product Type Features

Backplane Interface Type	2mm HM
Ground Component Type	Ground Return Shielding
PCB Connector Assembly Type	PCB Mount Receptacle
Connector System	Board-to-Board
Sealable	No
Connector & Contact Terminates To	Printed Circuit Board

### Configuration Features

Rows Loaded	A, B, C, D, E, F, G, H
Number of Signal Positions	88
Number of Columns	11
Number of Rows	8
Backplane Architecture	Mezzanine



Number of Positions	88
---------------------	----

PCB Mount Orientation	Right Angle
-----------------------	-------------

### Signal Characteristics

Crosstalk Version	Standard
-------------------	----------

Data Rate	≤1 Gb/s
-----------	---------

### Contact Features

Feedthrough Post Length	3.3 mm
-------------------------	--------

Contact Type	Socket
--------------	--------

Contact Underplating Material	Nickel
-------------------------------	--------

PCB Contact Termination Area Plating Material	Tin
---	-----

Contact Base Material	Phosphor Bronze
-----------------------	-----------------

CompactPCI Designation	None
------------------------	------

Contact Mating Area Plating Material	Performance Based
--------------------------------------	-------------------

Contact Mating Area Plating Material Thickness	.76 μm[30 μin]
--	----------------

Contact Current Rating (Max)	1.5 A
------------------------------	-------

### Termination Features

Termination Method to Printed Circuit Board	Through Hole - Press-Fit
---	--------------------------

### Mechanical Attachment

Mating Alignment Type	Multi-Purpose Center
-----------------------	----------------------

Connector Mounting Type	Board Mount
-------------------------	-------------

### Housing Features

Housing Material	Polyester - GF
------------------	----------------

Centerline (Pitch)	2 mm[.078 in]
--------------------	---------------

Housing Color	Gray
---------------	------

### Dimensions

Backplane Module Length	25 mm
-------------------------	-------

### Usage Conditions

Operating Temperature Range	-55 – 125 °C[-67 – 257 °F]
-----------------------------	----------------------------

### Operation/Application

Shielded	Yes
----------	-----

Circuit Application	Signal
---------------------	--------



### Industry Standards

UL Flammability Rating	UL 94V-0
AdvancedTCA Specified Product	No

### Packaging Features

Packaging Quantity	20
Packaging Method	Tube

### Product Compliance

[For compliance documentation, visit the product page on TE.com>](#)

EU RoHS Directive 2011/65/EU	Compliant
EU ELV Directive 2000/53/EC	Compliant
China RoHS 2 Directive MIIT Order No 32, 2016	No Restricted Materials Above Threshold
EU REACH Regulation (EC) No. 1907/2006	Current ECHA Candidate List: JUNE 2022 (224) Candidate List Declared Against: JUNE 2022 (224) Does not contain REACH SVHC
Halogen Content	Not Low Halogen - contains Br or Cl > 900 ppm.
Solder Process Capability	Not applicable for solder process capability

#### Product Compliance Disclaimer

This information is provided based on reasonable inquiry of our suppliers and represents our current actual knowledge based on the information they provided. This information is subject to change. The part numbers that TE has identified as EU RoHS compliant have a maximum concentration of 0.1% by weight in homogenous materials for lead, hexavalent chromium, mercury, PBB, PBDE, DBP, BBP, DEHP, DIBP, and 0.01% for cadmium, or qualify for an exemption to these limits as defined in the Annexes of Directive 2011/65/EU (RoHS2). Finished electrical and electronic equipment products will be CE marked as required by Directive 2011/65/EU. Components may not be CE marked. Additionally, the part numbers that TE has identified as EU ELV compliant have a maximum concentration of 0.1% by weight in homogenous materials for lead, hexavalent chromium, and mercury, and 0.01% for cadmium, or qualify for an exemption to these limits as defined in the Annexes of Directive 2000/53/EC (ELV). Regarding the REACH Regulation, the information TE provides on SVHC in articles for this part number is based on the latest European Chemicals Agency (ECHA) 'Guidance on requirements for substances in articles' posted at this URL: <https://echa.europa.eu/guidance-documents/guidance-on-reach>


### Compatible Parts



## Also in the Series | Z-PACK 2mm HM




Backplane Coding Keys(60)



Backplane Connector Housings(4)




Backplane Guide Hardware(37)



Backplane Power Connectors(6)




Board-to-Board Connector Contacts(2)

Hard Metric Backplane Connectors  
(269)

High Speed Backplane Connectors(1)



Insertion &amp; Extraction Tools(2)



PCB Connector Covers(4)



PCB Connector Shrouds(39)



PCB Ferrules &amp; Shields(19)



Rectangular Power Connectors(87)

## Documents

### Product Drawings

2MM HM,ASY,T-F,REC,TT/PRE-SHLD

English

### CAD Files

3D PDF

English

Customer View Model



[ENG\\_CVM\\_5646492-1\\_B.2d\\_dxf.zip](#)

English

**Customer View Model**

[ENG\\_CVM\\_5646492-1\\_B.3d\\_igs.zip](#)

English

**Customer View Model**

[ENG\\_CVM\\_5646492-1\\_B.3d\\_stp.zip](#)

English

By downloading the CAD file I accept and agree to the [Terms and Conditions](#) of use.

---

## Product Specifications

[Application Specification](#)

English

---

## Product Environmental Compliance

[TE Material Declaration](#)

English